



☰ MENU

[Home page](#) > [Volkswagen](#) > Volkswagen Caddy (2003-2010) fuses

Volkswagen Caddy (2003-2010) fuses

Advertisements



*In this article, we consider the third-generation Volkswagen Caddy (2K) before the first facelift, produced from 2003 to 2010. Here you will find fuse box diagrams of **Volkswagen Caddy 2003, 2004, 2005, 2006, 2007, 2008, 2009 and 2010**, get information about the location of the fuse panels inside the car, and learn about the assignment of each fuse (fuse layout).*

See other Volkswagen Caddy:

Fuse Layout Volkswagen Caddy 2003-2010



Cigar lighter (power outlet) fuses in the Volkswagen Caddy are the fuses #42, #47 and #53 in the Instrument panel fuse box.

Table of Contents

Fuse box location

- Instrument Panel (fuse holder C)

- Engine compartment (fuse holder B)

- Pre-fuse box (fuse holder A)

Fuse box diagrams

- 2003, 2004

- 2005, 2006, 2007

- 2008, 2009, 2010

Fuse box location

Instrument Panel (fuse holder C)

The fuse box is located on the left under the dashboard (behind the cover below the steering wheel).



Engine compartment (fuse holder B)

It is located in the engine compartment (left-side).



Pre-fuse box (fuse holder A)

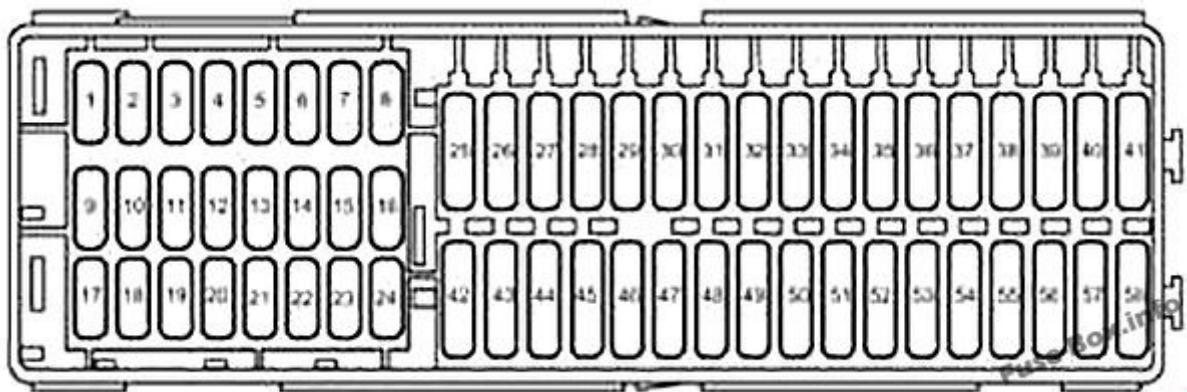
It is located in front of the fusebox in the engine compartment.



Fuse box diagrams

2003, 2004

Instrument Panel



Advertisements

Assignment of the fuses in the Instrument Panel (2003, 2004)

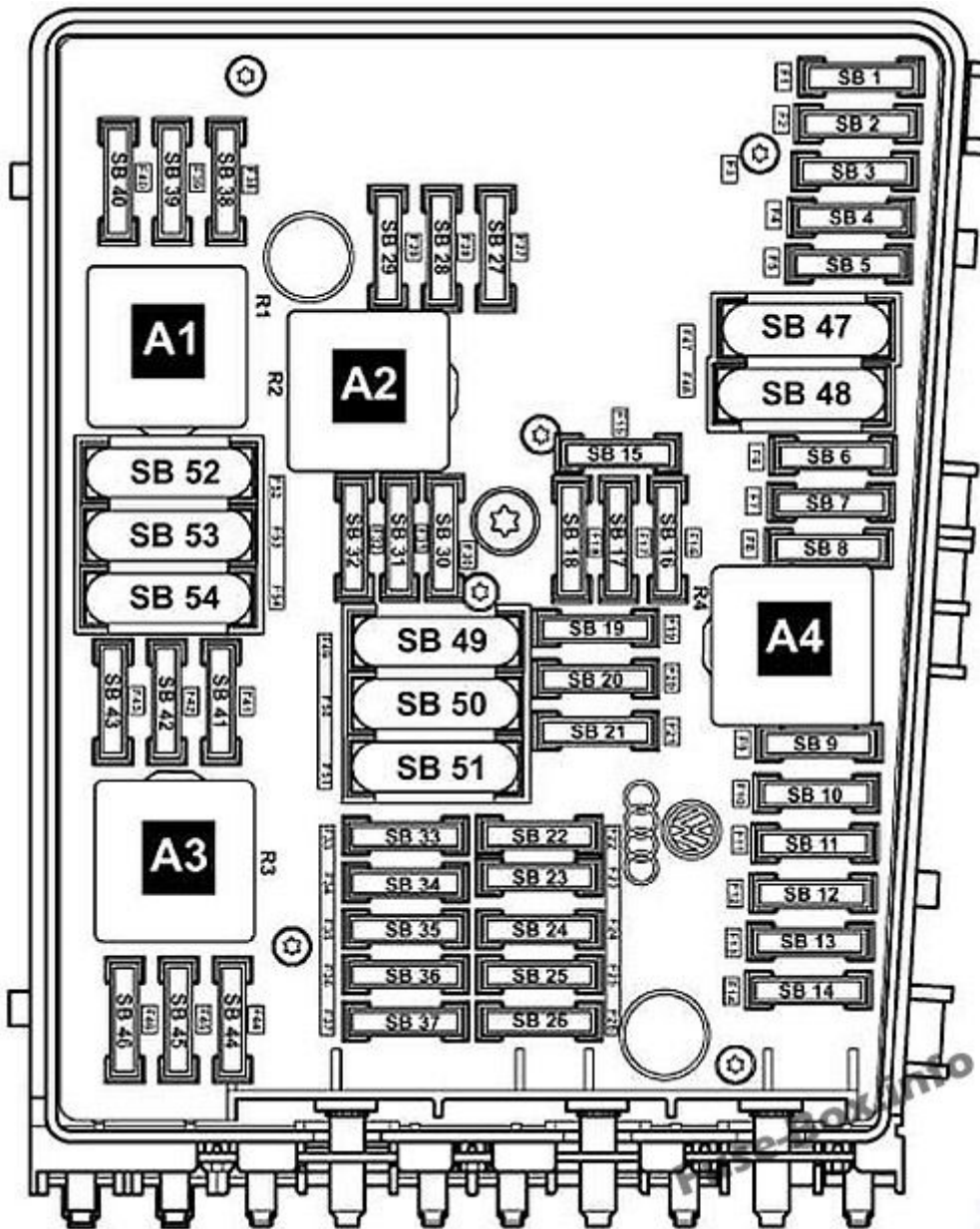
| № | Amp | Function/component |
|----------|------------|---|
| 1 | - | Not used |
| 2 | 5 | Trailer detector control unit -J345- |
| 3 | 5 | Heater/heat output switch -E16- High pressure sender -G65- |
| 4 | - | Not used |
| 5 | - | Not used |
| 6 | - | Not used |
| 7 | 5 | Heated driver seat regulator -E94- Heated front passenger seat regulator -E95- |
| 8 | 5 | Left washer jet heater element -Z20- Right washer jet heater element -Z21- |
| 9 | 5 | Airbag control unit -J234- Front passenger side airbag deactivated warning lamp -K145- |
| 10 | 5 | Mobile telephone operating electronics control unit -J412- |
| 11 | 10 | Power steering control unit -J500- |
| 12 | - | Not used |
| 13 | - | Not used |
| 14 | 5 | Traction control system switch -E132- TCS and ESP button -E256- ABS control unit -J104- |
| 15 | 10 | Reversing light switch -F4- Auxiliary heater operation relay -J485- (from May 2004) Control unit with display for radio and navigation system -J503 (commercial equipment) T16 - Self-diagnosis connection (T16/1) |

| No | Amp | Function/component |
|-----------|------------|---|
| 16 | 5 | Data bus diagnostic interface -J533- |
| 17 | 7.5 | Left tail light and rear fog light bulb -M41- (models without central locking) |
| 18 | - | Not used |
| 19 | - | Not used |
| 20 | - | Not used |
| 21 | - | Not used |
| 22 | 5 | Remote control receiver for auxiliary coolant heater -R149- |
| 23 | 10 | Brake light switch -F- Left brake light bulb -M9- Right brake light bulb -M10- High level brake light bulb -M25- ABS control unit -J104- |
| 24 | 10 | Light switch -E1- Air conditioning system control unit -J301- 16-pin connector -T16- (self-diagnosis connection T16/16) |
| 25 | 30 | Heated driver seat control unit -J131- Heated front passenger seat control unit -J132- |
| 26 | 10 | J... - Engine control units |
| 27 | 15 | Rear window wiper motor -V12- (from May 2004) |
| 28 | 5 20 | Light switch -E1- (models with central locking) Fog light switch -E7- (models without central locking) Rear fog light switch -E18- (models without central locking) |
| 29 | 15 | Rear window wiper motor -V12- (up to April 2004) |
| 30 | 25 | Light switch -E1- (models without central locking) Fuse 37 on fuse holder C -SC37- Fuse 38 on fuse holder C -SC38- |

| No | Amp | Function/component |
|-----------|------------|---|
| 31 | 15 | Auxiliary heater operation relay -J485- (up to April 2004) |
| 32 | 15 | Washer pump -V5- |
| 33 | | Not used |
| 34 | | Not used |
| 35 | 40 | Fresh air blower -V2- Auxiliary heater operation relay -J485- |
| 36 | - | Not used |
| 37 | 15 | Right dipped beam bulb -M31- (models without central locking) |
| 38 | 15 | Left dipped beam bulb -M29- (models without central locking only) |
| 39 | - | Not used |
| 40 | 20 | Trailer detector control unit -J345- |
| 41 | 20 | Trailer socket -U10- |
| 42 | 15 30 | 12 V socket -U5- (near handbrake lever) 12 V socket 2 -U18- (left luggage compartment) |
| 43 | 15 | Electric fuel pump 2 relay -J49- (BCA, BGU) Fuel pump relay -J17- (BDJ, BJB) Fuel system pressurisation pump -G6- |
| 44 | 5 | Interior monitoring sensor -G273- Vehicle inclination sender -G384- Alarm horn -H12- |
| 45 | 5 | Serial selection control unit -J515- |
| 46 | 7.5 | Onboard supply control unit -J519- (Interior light) |
| 47 | 25 30 | Cigarette lighter -U1- Rear cigarette lighter -U9- |

| No | Amp | Function/component |
|-----------|------------|---|
| 48 | 20 | Headlight washer system relay -J39- Headlight washer system pump -V11- |
| 49 | 10 | Driver door control unit -J386- Front passenger door control unit -J387- |
| 50 | - | Not used |
| 51 | - | Not used |
| 52 | 25 | Fresh air blower relay -J13- Onboard supply control unit -J519- |
| 53 | 25 | Convenience system central control unit -J393- |
| 54 | - | Not used |
| 55 | - | Not used |
| 56 | - | Not used |
| 57 | - | Not used |
| 58 | - | Not used |

Engine compartment



Advertisements

Assignment of the fuses in the engine compartment (2003, 2004)

| No | Amp | Function/component |
|----|-----|------------------------------------|
| 1 | 30 | ABS Control Module -J104- |
| 2 | 30 | ABS Control Module -J104- |
| 3 | - | Not used |
| 4 | 5 | Onboard supply control unit -J519- |

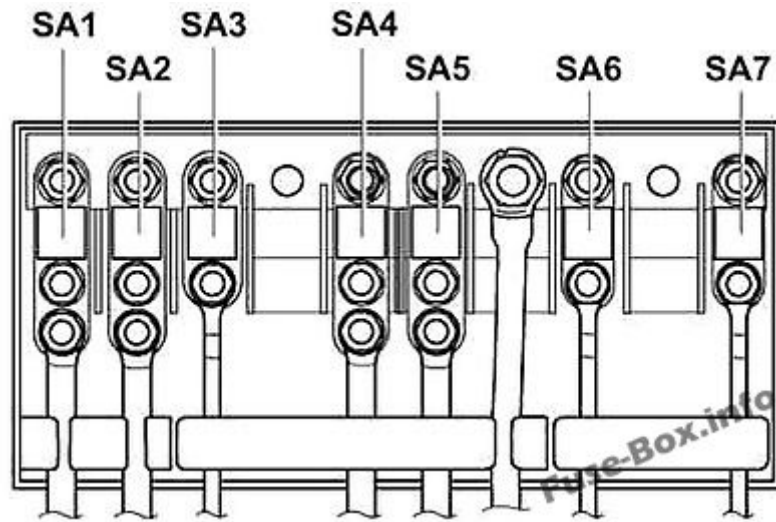
| № | Amp | Function/component |
|----------|------------|---|
| 5 | 20 | Onboard supply control unit -J519- Double-tone horn relay -J4- Signal horn relay -J413- Treble horn -H2- Bass horn -H7- |
| 6 | 20 | Ignition coil 1 with output stage -N70- Ignition coil 2 with output stage -N 127- Ignition coil 3 with output stage -N291- Ignition coil 4 with output stage -N292- Ignition transformer -N152- |
| 7 | 5 | Brake pedal switch -F47- J...-Engine Control Modules Clutch position sender -G476- |
| 8 | 10 | Exhaust gas recirculation valve -N18- Activated charcoal filter solenoid valve 1-N80- Variable intake manifold changeover valve -N156- Protective resistor -N235- Radiator fan control unit -J293- Intake manifold flap motor -V157- |
| 9 | 10 | Fuel pump relay -J17- (BDJ, BJB) Glow plug relay -J52- (BDJ) Automatic glow period control module -J79- (BJB) |
| 10 | 10 | Exhaust gas recirculation valve -N18- Charge pressure control solenoid valve -N75- Exhaust gas recirculation fan switch-over valve -N345- |
| 11 | 2S | Motronic Control Module -J220- (BCA) Simos Control Module -J361- (BGU, BSE, BSF) |
| 12 | 15 | Lambda probe -G39- (BCA) Lambda probe after catalytic converter -G130- (BCA) |
| 13 | - | Not used |

| № | Amp | Function/component |
|----------|------------|---|
| 14 | - | Not used |
| 15 | 25 | Starter -B- |
| 16 | 15 | Steering column electronics control module -J527- |
| 17 | 10 | Control unit in dash panel insert -J285- |
| 18 | - | Not used |
| 19 | 15 | Control module with display for radio and navigation system -J503- Radio -R- |
| 20 | 10 | Mobile telephone operating electronics control module -J412- |
| 21 | - | Not used |
| 22 | - | Not used |
| 23 | - | Not used |
| 24 | 10 | Data bus diagnostic interface -J533- |
| 25 | - | Not used |
| 26 | 5 | Terminal 30 voltage supply relay -J317- (BDJ, BJB) |
| 26 | 10 | Motronic control module -J220- (BCA) |
| 27 | 10 | Heater element for crankcase breather -N79- |
| 28 | - | Not used |
| 29 | 20 | Cylinder 1 injector -N30- (BCA) Cylinder 2 injector -N31- (BCA) Cylinder 3 injector - N32- (BCA) Cylinder 4 injector -N33- (BCA) |
| 30 | 20 | Auxiliary heater control unit -J364- |
| 31 | 30 | Windscreen wiper motor -V- |

| № | Amp | Function/component |
|----------|------------|---|
| 32 | 10 | Cylinder 1 injector -N30- (BGU) Cylinder 2 injector -N31- (BGU) Cylinder 3 injector -N32- (BGU) Cylinder 4 injector -N33- (BGU) |
| 32 | 40 | Glow plug 1 -Q10- (BDJ) Glow plug 2 -Q11- |
| 33 | 15 | Fuel pump -G6- (BCA, BGU) |
| 33 | 40 | Glow plug 3 -Q12- (BDJ) Glow plug 4 -Q13- |
| 34 | - | Not used |
| 34 | - | Not used |
| 35 | - | Not used |
| 36 | - | Not used |
| 37 | - | Not used |
| 38 | 10 | Headlight range control regulator -E102- Left headlamp levelling actuator -V48- Right headlamp levelling actuator -V49- |
| 39 | 5 | Oil level and oil temperature sensor -G266- Control unit in dash panel insert -J285- |
| 40 | 20 | Fuses on fuse holder C -SC- Fuse 1 on fuse holder -SC1- to -SC6- Fuse 9 on fuse holder -SC9- to -SC16- Fuse 25 on fuse holder -SC25- to -SC27- |
| 41 | - | Not used |
| 42 | 5 | Fuel pump relay -J17- (BCA, BGU) |
| 42 | 10 | Mr mass meter -G70- (BJB) |

| № | Amp | Function/component |
|----------|------------|--|
| 43 | - | Not used |
| 44 | - | Not used |
| 45 | 15 | Lambda probe -G39- (BGU) Lambda probe after catalytic converter -G130- (BGU) |
| 46 | - | Not used |
| 47 | 40 | Onboard supply control unit -J519- left headlight |
| 48 | 40 | Onboard supply control unit -J519- right headlight |
| 49 | - | Not used |
| 50 | - | Not used |
| 51 | 40 | Secondary air pump relay -J299- (BGU) Secondary air pump motor -V101- |
| 51 | 50 | Automatic glow period control module -J179- (BJB) Glow plug 1-Q10- Glow plug 2 -Q11- Glow plug 3 -Q12- Glow plug 4 -Q13- |
| 52 | - | Not used |
| 53 | 25 | Driver door control unit -J386- Front passenger door control unit -J387- |
| 54 | 50 | Radiator fan control unit -J293- Radiator fan -V7- Right fan for coolant -V35- Radiator fan thermal switch -F18- Radiator fan -V7- |

Pre-fuse box



Pre-fuse box (2003, 2004)

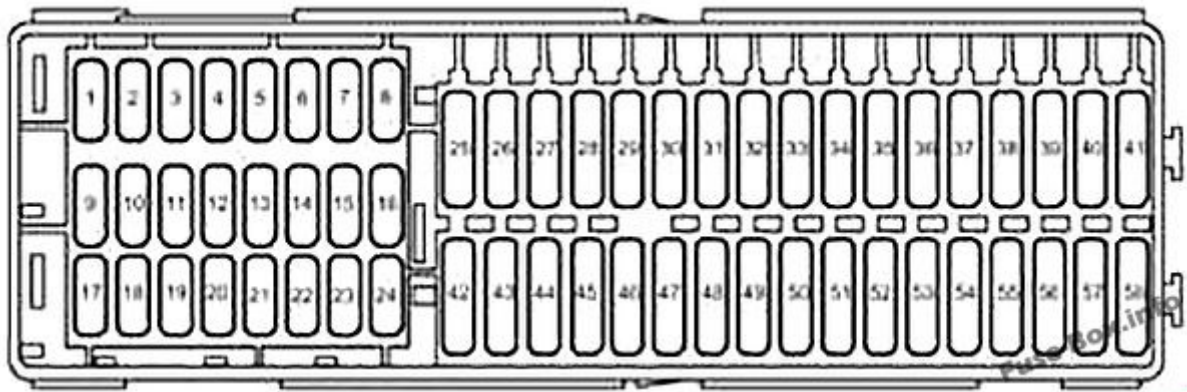
| No | A | Function/component |
|----|-----|---|
| 1 | 150 | Alternator -C- 90A/ 110A |
| 1 | 200 | Alternator -C- 140A |
| 2 | 80 | Power steering control module -J500- Electromechanical power steering motor -V187- |
| 3 | 80 | Radiator fan control unit -J293- Radiator fan -V7- Radiator fan on right of radiator -V35- |
| 4 | 70 | Onboard supply control unit -J519- X-contact relief relay -J59- Fuse 7 on fuse holder -SC7- Fuse 8 on fuse holder -SC8- Fuse 28 on fuse holder -SC28- to -SC35- |
| 5 | - | Not used |
| 6 | 100 | Fuses on fuse holder C -SC- Fuse 20 on fuse holder -SC20- to -SC24- Fuse 42 on fuse holder -SC42- to -SC56- |
| 7 | 50 | Fuses on fuse holder C -SC- |

| No | A | Function/component |
|----|---|---|
| | | Fuse 39 on fuse holder -SC39- to -SC41- |

2005, 2006, 2007

Advertisements

Instrument Panel



Assignment of the fuses in the Instrument Panel (2005, 2006, 2007)

| No | Amp | Function/component |
|----|----------|---|
| 1 | 10 | Not used (applicable up to May 2006) 10-pin connector -T10c- (from November 2006; for models with electric interface only) |
| 1 | 10 15 | 2-way radio switch -E72- (applies to special vehicles only) Engine continues to run without key button -E489- (applies to special vehicles only) Special vehicle control unit -J608- (up November 2006; applies to special vehicles only) 4-pin connector -T4g- (applies to special vehicles only) |

| № | Amp | Function/component |
|---|-----|---|
| 2 | 5 | Fuel pump relay -J17- (BCA, BGU, BSE, BSF, BUD, BSX) Terminal 15 voltage supply relay -J329- (BGU, BSE, BSF, BUD, BSX) Data bus diagnostic interface -J533- Engine control unit -J623- |
| 3 | 5 | Headlight range control regulator -E102- Left headlight range control motor -V48- Right headlight range control motor -V49- Traction control system switch -E132- (from November 2006) TCS and ESP button -E256- (from November 2006) Selector lever -E313- (from November 2006; only models with direct shift gearbox) Brake light switch -F- (from November 2006) ABS control unit -J104- (from November 2006) Trailer detector control unit -J345- (from November 2006) Power steering control unit -J500- (from November 2006; only models with power steering) Selector lever sensors control unit -J587- (from November 2006; only models with direct shift gearbox) Mechatronic unit for dual clutch gearbox -J743- (from November 2006; only models with direct shift gearbox) |
| 4 | 5 | Mobile telephone operating electronics control unit -J412- (only models with telephone) |
| 5 | 15 | Air mass meter -G70- (BLS, BSU, BJB, BDJ, BST) Heater element for crankcase breather -N79- (BCA, BGU, BSE, BSF, BUD, BLS, BSU, BJB) Reversing light switch -F4- (from November 2006) Auxiliary heater operation relay -J485- (from November 2006; only models with auxiliary coolant heater) 16-pin connector -T16- (from November 2006; self-diagnosis connection) |
| 5 | 10 | Heater element for crankcase breather -N79- (BSX) Activated charcoal filter system solenoid valve 1-N80- (BSX) 16-pin connector -T16- (from November 2006; self-diagnosis connection) Reversing light switch -F4- (from November 2006) |

| No | Amp | Function/component |
|-----------|------------|---|
| | | Auxiliary heater operation relay -J485- (from November 2006; only models with auxiliary coolant heater) |
| 6 | 5 | Airbag control unit -J234- Front passenger side airbag deactivated warning lamp -K145- |
| 7 | 5 | Heater/heat output switch -E16- (only models with seat heating and without central locking) Air conditioning system control unit -J301- (only models with seat heating and without central locking) Not used (from November 2006) |
| 8 | 5 | Left washer jet heater element -Z20- (only models without central locking) Right washer jet heater element -Z21- (only models without central locking) Not used (from November 2006) |
| 9 | 10 | Power steering control unit -J500- (only models with power steering) Not used (from November 2006) |
| 10 | 10 | Reversing light switch -F4- Auxiliary heater operation relay -J485- (only models with auxiliary coolant heater) 16-pin connector -T16- (self-diagnosis connection) Not used (from November 2006) |
| 11 | - | Not used (applicable up to May 2006) |
| 11 | 10 | 2-pin connector -T2ab- (applies to special vehicles only, applicable from June 2006) |
| 12 | | Not used (applicable up to May 2006) |
| 12 | 5 | Interior light switch (taxi) -E115- (only taxi) Taxi sign switch -E138- (only taxi) Hands-free system button -E487- (only taxi) Taxi meter -G41- (only taxi) |
| 12 | 10 | 2-pin connector -T2ac- (applies to special vehicles only) 28-pin connector -T28a- (applies to special vehicles only) |

| No | Amp | Function/component |
|-----------|------------|--|
| 13 | 5 | Trailer detector control unit -J345- (only models with trailer operation and without central locking) Not used (from November 2006) |
| 14 | 5 | Traction control system switch -E132- TCS and ESP button -E256- ABS control unit -J104- Brake light switch -F- (applicable from June 2006) Not used (from November 2006) |
| 15 | 5 | Selector lever -E313- (only models with direct shift gearbox) Selector lever sensors control unit -J587- (only models with direct shift gearbox) Mechatronic unit for dual clutch gearbox -J743- (only models with direct shift gearbox) Not used (from November 2006) |
| 16 | 5 | Heater/heat output switch -E16- (only models without air conditioning system) High pressure sender -G65- (only models with air conditioning system) Oil level and oil temperature sender -G266- (only for models with flexible service interval display) Control unit in dash panel insert -J285- |
| 17 | 7,5 | Left tail light and rear fog light bulb -M41- (models without central locking) Rear fog light cut-out contact switch -F216- (only models with trailer operation and without central locking) |
| 18 | 5 | Not used (applicable up to May 2006) Taxi alarm remote control, control unit -J601- (only taxi, applicable from June 2006) 10-pin connector -T10c- (for models with electric interface only) (from November 2006) |
| 19 | 5 | Not used (applicable up to May 2006) 10-pin connector -T10c- (for models without electric interface only, applicable from June 2006) |

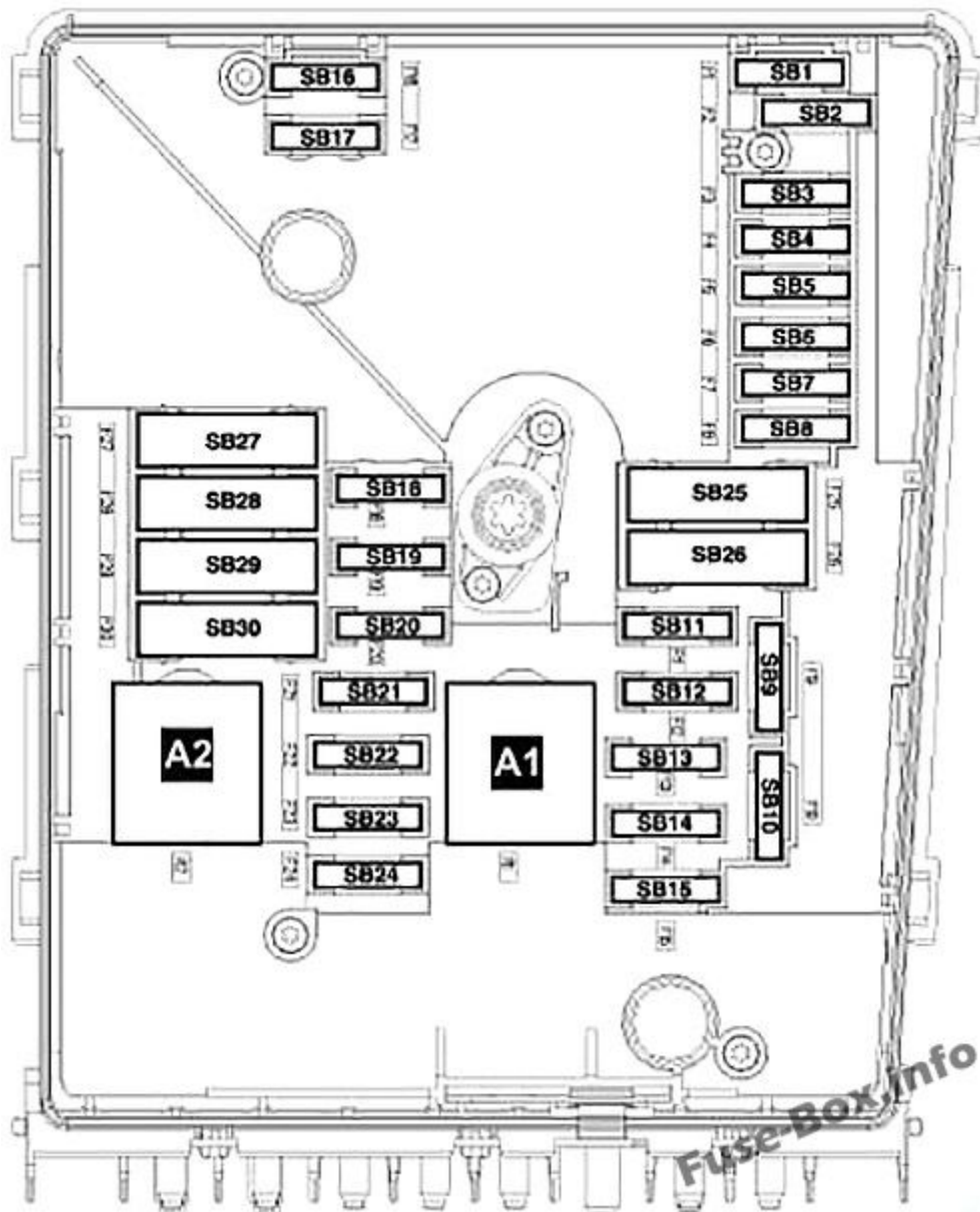
| No | Amp | Function/component |
|-----------|------------|---|
| 19 | 10 | Taxi meter -G41- (only taxi, applicable from June 2006) Two-way radio -R8- (only taxi, applicable from June 2006) |
| 20 | 5 | Automatic gearbox control unit -J217- |
| 20 | 10 | 10-pin connector -T10c- (from November 2006; for models with electric interface only) |
| 21 | 5 10 | Selector lever -E313- (only models with direct shift gearbox) Selector lever sensors control unit -J587- (only models with direct shift gearbox) Tiptronic switch -F189- (from November 2006; only models with direct shift gearbox) Automatic gearbox control unit -J217- (from November 2006) 16-pin connector -T16- (from November 2006; self-diagnosis connection) Light switch -E1- (from November 2006) Heater/heat output switch -E16- (from November 2006) Air conditioning system control unit -J301- (from November 2006) Remote control receiver for auxiliary coolant heater -R149- (from November 2006; only models with remote control receiver for auxiliary coolant heater) |
| 22 | 5 | Remote control receiver for auxiliary coolant heater -R149- (only models with remote control receiver for auxiliary coolant heater) Not used (from November 2006) |
| 23 | 10 | Brake light switch -F- (applicable up to May 2006) |
| 23 | 10 | 3-pin connector -T3r- (applies to special vehicles only, applicable from June 2006) |
| 24 | 10 5 | Light switch -E1- (up November 2006) Heater/heat output switch -E16- (up November 2006) Air conditioning system control unit -J301- (up November 2006) 16-pin connector -T16- (up November 2006; self-diagnosis connection) Interior monitoring sensor -G273- (from November 2006) Vehicle inclination sender -G384- (from November 2006) Alarm horn -H12- (from November 2006) |

| No | Amp | Function/component |
|-----------|------------|---|
| 25 | - | Not used |
| 26 | 20 | Injector, cylinder 1-N30- (BCA, BGU, BSE, BSF, BUD) Injector, cylinder 2 -N31- (BCA, BGU, BSE, BSF, BUD) Injector, cylinder 3 -N32- (BCA, BGU, BSE, BSF, BUD) Injector, cylinder 4 -N33- (BCA, BGU, BSE, BSF, BUD) |
| 27 | 20 | Not used (up November 2006) Automatic gearbox control unit -J217-, under front left wheel housing liner (from November 2006) |
| 28 | 5 | Light switch -E1- (models with central locking) |
| 28 | 20 | Rear fog light switch -E18- (from November 2006; only models without central locking) |
| 29 | 15 | Rear window wiper motor -V12- (models with rear window wiper only) |
| 30 | 5 | Heater/heat output switch -E16- (only models with seat heating and central locking) Air conditioning system control unit -J301- (only models with seat heating and central locking) |
| 30 | 25 | Light switch -E1- (only models without central locking) |
| 31 | 15 | Onboard supply control unit -J519- |
| 32 | 5 | Left washer jet heater element -Z20- (only models with central locking) Right washer jet heater element -Z21- (only models with central locking) |
| 33 | 40 | Heater/heat output switch -E16- Air conditioning system control unit -J301- Auxiliary heater operation relay -J485- (only models without auxiliary coolant heater) |
| 34 | - | Not used |
| 35 | - | Not used |
| 36 | - | Not used (applicable up to May 2006) |

| No | Amp | Function/component |
|-----------|------------|--|
| 36 | 20 | 10-pin connector -T10ai- (applies to special vehicles only, applicable from June 2006) |
| 37 | 15 | Right dipped beam bulb -M31- (models without central locking) |
| 38 | 15 | Left dipped beam bulb -M29- (models without central locking only) |
| 38 | 10 | Fluorescent light in rear of high roof -W41- (applies to special vehicles only, applicable from June 2006) Fluorescent light in centre of high roof -W42- (applies to special vehicles only, applicable from June 2006) |
| 39 | - | Not used |
| 40 | 20 | Trailer detector control unit -J345- |
| 41 | 20 | Trailer socket -U10- |
| 42 | 15 | 12 V socket -U5- (without 12 V socket, in luggage compartment) |
| 42 | 30 | 12 V socket -U5- (near handbrake lever) 12 V socket 2 -U18- (left luggage compartment) |
| 43 | 15 | Electric fuel pump 2 relay -J49- (BCA, BGU, BSE, BSF, BUD, BSX) Fuel pump relay -J17- (BDJ, BJB, BLS, BSU, BJB, BSE, BSF, BUD, BSX) |
| 44 | 5 | Interior monitoring sensor -G273- Vehicle inclination sender -G384- Alarm horn -H12- Not used (from November 2006) |
| 45 | 5 | Aerial selection control unit -J515- (applicable up to May 2006) |
| 45 | 20 | Headlight washer system relay -J39- (from November 2006; only models with headlight washer system) Headlight washer system pump -V11- (from November 2006; only models with headlight washer system) |
| 45 | 30 | 10-pin connector -T10ai- (applies to special vehicles only, applicable from June 2006) |

| No | Amp | Function/component |
|-----------|------------|--|
| 46 | 7.5 | Onboard supply control unit -J519- (Interior light) |
| 47 | 25 | Cigarette lighter -U1- |
| 48 | 20 | Headlight washer system relay -J39- (up November 2006) Headlight washer system pump -V11- (up November 2006) |
| 48 | 30 | Heated front seats control unit -J774- (from November 2006; only models with lateral support heater) |
| 49 | 10 | Driver door control unit -J386- (only models with central locking) Front passenger door control unit -J387- (only models with central locking) |
| 50 | 25 | Convenience system central control unit -J393- |
| 51 | 30 | Heated driver seat control unit -J131- (up November 2006) Heated front passenger seat control unit -J132- (up November 2006) Heated front seats control unit -J774- |
| 52 | 25 | Fresh air blower relay -J13- (only models with auxiliary heater) Onboard supply control unit -J519- Heated rear window -Z1- |
| 53 | - | Not used |
| 54 | - | Not used |
| 55 | - | Not used |
| 56 | - | Not used |
| 57 | 5 | Not used (applicable up to May 2006) Accident data memory -J754- (applies to special vehicles only, applicable from June 2006) 10-pin connector -T10c- (from November 2006; for models with electric interface only) |
| 58 | 10 | Not used (applicable up to May 2006) 4-pin connector -T4g- (applies to special vehicles only, applicable from June 2006) |

Engine compartment



Advertisements

Assignment of the fuses in the engine compartment (2005, 2006, 2007)

| No | Amp | Function/component |
|----|------|---|
| 1 | - | Not used |
| 2 | 15.5 | Steering column electronics control module -J527- Not used (from May 2008) |

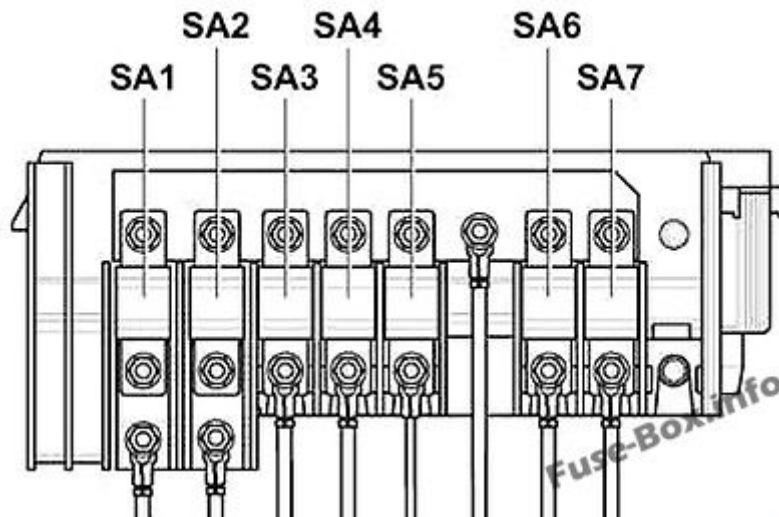
| No | Amp | Function/component |
|-----------|------------|---|
| 3 | 5 | Onboard supply control unit -J519- |
| 4 | 30 | ABS Control Module -J104- |
| 5 | 15 | Mechatronics unit for dual clutch gearbox -J743- |
| 6 | 5 | Control unit in dash panel insert -J285- Steering column electronics control module -J527- (from May 2008) |
| 7 | 40 | Not used (up May 2008) Terminal 15 voltage supply relay 2 -J681- (from May 2008) |
| 8 | 15 | Control module with display for radio and navigation system -J503- Radio -R- |
| 9 | 10 5 | Mobile telephone operating electronics control module -J412- |
| 10 | 10 | Motronic current supply relay -J271- (BUD, BSX) ferm. 30 voltage supply relay -J317- (BDJ, BST, BLS, BSU, BJB, BCA, BMM) Motronic control module -J220- (BCA) Engine control module -J623- (BSX, BUD) |
| 11 | 20 | Auxiliary heater control unit -J364- |
| 12 | 5 | Data bus diagnostic interface -J533- |
| 13 | 25 15 | Engine control module -J623- (BSX, BUD) Simos control module -J361- (BGU, BSE, BSF) |
| 13 | 30 | Diesel direct injection system control module -J248- (BDJ, BLS, BJB, BST, BSU, BMM) Motronic control module -J220- (BCA) |
| 14 | 20 | Ignition coil 1 with output stage -N70- (BCA, BSX, BUD) Ignition coil 2 with output stage -N127- (BCA, BSX, BUD) Ignition coil 3 with output stage -N291- (BCA, BSX, BUD) Ignition coil 4 with output stage -N292- (BCA, BSX, BUD) Ignition transformer -N152- (BGU, BSE, BSF, BSX) |

| No | Amp | Function/component |
|-----------|------------|---|
| 15 | 5 | Fuel pump relay -J17- (BDJ, BST, BLS, BSU, BJB, BMM) Glow plug relay -J52- (BDJ, BST) Automatic glow period control module -J179- (BLS, BSU, BJB, BMM) |
| 15 | 10 | Fuel pump switch-off relay -J333- (BSX) Cylinder 1 injector -N30- (BUD) Cylinder 2 injector -N31- (BUD) Cylinder 3 injector -N32- (BUD) Cylinder 4 injector -N33- (BUD) Gas injector 1 -N366- (BSX) Gas injector 2 -N367- (BSX) Gas injector 3 -N368- (BSX) Gas injector 4 -N369- (BSX) |
| 16 | 30 | ABS Control Module -J104- |
| 17 | 20 | Onboard supply control unit -J519- Signal horn relay -J413- Treble horn -H2- Bass horn -H7- |
| 18 | 30 | Special vehicle control unit -J608- |
| 19 | 30 | Windscreen wiper motor -V- |
| 20 | 40 | Glow plug 3 -Q12- (BDJ, BST) Glow plug 4 -Q13- (BDJ, BST) |
| 21 | 10 | Lambda probe heater -Z19- (BLS, BMM) |
| 21 | 15 | Lambda probe heater -Z19- (BGU, BSE, BSF, BCA, BSX, BUD) Lambda probe 1 heater after catalytic converter -Z29- (BGU, BSE, BSF, BCA, BSX, BUD) |
| 22 | 5 | Brake pedal switch -F47- (up to May 2006) Clutch position sender -G476- |
| 23 | 5 | Secondary air pump relay -J299- (BGU, BSE) Exhaust gas recirculation valve -N18- (BDJ, BST) |

| No | Amp | Function/component |
|-----------|------------|---|
| 23 | 10 | Exhaust gas recirculation valve -N18- (BJB, BSU) Charge pressure control solenoid valve -N75- (BJB, BLS, BSU, BMM) Exhaust gas recirculation cooler changeover valve -N345- (BJB, BLS, BSU, BMM) Tank shut-off valve 1 -N361- (BSX) Tank shut-off valve 2 -N362- (BSX) Tank shut-off valve 3 -N363- (BSX) High-pressure valve for gas operation -N372- (BSX) Tank shut-off valve 4 -N429- (BSX) |
| 24 | 10 | Exhaust gas recirculation valve -N18- (BCA) Cylinder 1 injector -N30- (BSX) Cylinder 2 injector -N31- (BSX) Cylinder 3 injector -N32- (BSX) Cylinder 4 injector -N33- (BSX) Activated charcoal filter solenoid valve 1 -N80- (BCA, BGU, BSE, BSF, BUD) Variable intake manifold changeover valve -N156- (BGU, BSE, BSF) Intake manifold flap motor -V157- (BDJ, BST) Radiator fan control unit -J293- Protective resistor -N235- |
| 25 | 40 | Onboard supply control unit -J519-, right headlight |
| 26 | 40 | Onboard supply control unit -J519-, left headlight |
| 27 | 40 | Secondary air pump relay -J299- (BGU, BSE) Secondary air pump motor -V101- Glow plug 1 -Q10- (BDJ, BST) Glow plug 2 -Q11- (BDJ, BST) |
| 27 | 50 | Automatic glow period control module -J179- (BJB, BLS, BSU, BMM) Glow plug 1 -Q10- Glow plug 2 -Q11- Glow plug 3 -Q12- Glow plug 4 -Q13- |
| 28 | 40 | Terminal 15 voltage supply relay 2 -J681- |

| No | Amp | Function/component |
|----|-----|--|
| 29 | 30 | Driver door control unit -J386- (only models with electric window regulators) Front passenger door control unit -J387- (only models with electric window regulators) |
| 30 | 30 | Fuses on fuse holder C -SC- (special-purpose vehicles) Fuse 18 on fuse holder -SC18- Fuse 19 on fuse holder -SC19- Fuse 36 on fuse holder -SC36- Fuse 53 on fuse holder -SC53- to -SC56- |
| 30 | 50 | Low heat output relay -J358- (from September 2007) Auxiliary air heater element -Z35- |

Pre-fuse box



Pre-fuse box (2005, 2006, 2007)

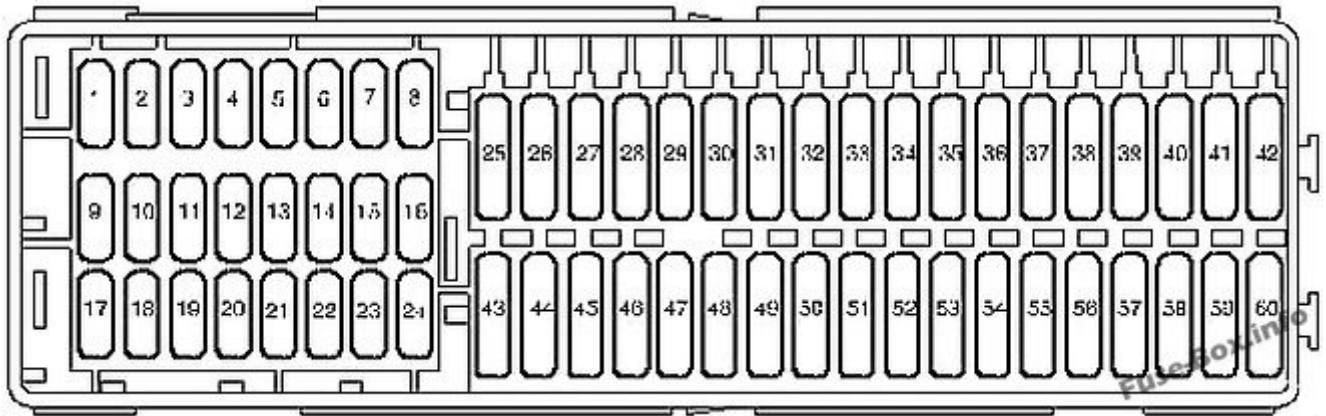
| No | Amp | Function/component |
|----|-----|--------------------------------------|
| 1 | 150 | Alternator -C- 90A/ 110A |
| 1 | 200 | Alternator -C- 140A |
| 2 | 80 | Power steering control module -J500- |

| № | Amp | Function/component |
|----------|------------|--|
| | | Electromechanical power steering motor -V187- |
| 3 | 50 | Radiator fan control unit -J293- Radiator fan -V7- Right fan for coolant -V35- Radiator fan thermal switch -F18- Radiator fan -V7- |
| 3 | 80 | Radiator fan control unit -J293- |
| 4 | 50 80 | Onboard supply control unit -J519- X-contact relief relay -J59- Fuse 7 on fuse holder -SC7- Fuse 8 on fuse holder -SC8- Fuse 28 on fuse holder -SC28- to -SC33- |
| 5 | 100 | Not used (from May 2005 to November 2006) Fuses on fuse holder C -SC- (from November 2006) Fuse 20 on fuse holder -SC20- to -SC24- Fuse 42 on fuse holder -SC42- to -SC52- (up to April 2009) F use 42 on fuse holder -SC42- to -SC53- (from May 2009) |
| 6 | 100 | Fuses on fuse holder C -SC- (from May 2005 to November 2006) Fuse 20 on fuse holder -SC20- to -SC24- Fuse 42 on fuse holder -SC42- to -SC52- Not used (from November 2006) High heat output relay -J360- (from September 2007) Auxiliary air heater element -Z35- |
| 6 | 50 | Low heat output relay -J359- Auxiliary air heater element -Z35- |
| 7 | 50 | Fuses on fuse holder C -SC- Fuse 39 on fuse holder -SC39- to -SC41- |
| 7 | 100 | High heat output relay -J360- Auxiliary air heater element -Z35- |

2008, 2009, 2010

Advertisements

Instrument Panel



Assignment of the fuses in the Instrument Panel (2008, 2009, 2010)

| No | Amp | Function/component |
|----|-----|---|
| 1 | - | Not used |
| 2 | - | Not used |
| 3 | - | Not used |
| 4 | - | Not used |
| 5 | - | Not used |
| 6 | - | Not used |
| 7 | - | Not used |
| 8 | - | Not used |
| 9 | 10 | 4-pin connector -T4g- (applies to special vehicles only) 10-pin connector -T10c- (for models with electric interface only) |

| № | Amp | Function/component |
|----|-----|---|
| 10 | 5 | Fuel pump relay -J17- (BSE, BSF, BUD, BSX) Terminal 15 voltage supply relay -J329- (BSE, BSF) Data bus diagnostic interface -J533- Engine control unit -J623- |
| 11 | 5 | Parking aid control unit -J446- (only models with parking aid) |
| 12 | 5 | Taxi meter -G41- (only taxi) Mirror taxi meter -G511- (only taxi) |
| 12 | 10 | 2-pin connector -T2ac- (applies to special vehicles only) 28-pin connector -T28a- (applies to special vehicles only) |
| 13 | 5 | Headlight range control regulator -E102- Left headlight range control motor -V48- Right headlight range control motor -V49- Traction control system switch -E132- TCS and ESP button -E256- Selector lever -E313- (only models with direct shift gearbox) Brake light switch -F- Brake light relay -J111- (only models without central locking) ABS control unit -J 104- Trailer detector control unit -J345- Power steering control unit -J500- (only models with power steering) Selector lever sensors control unit -J587- (only models with direct shift gearbox) Mechatronic unit for dual clutch gearbox -J743- (only models with direct shift gearbox) Four-wheel drive control unit -J492- |
| 14 | 5 | Air mass meter -G70- (BLS, BSU, BJB, BDJ, BST, BMM, CHWA) Heater element for crankcase breather -N79- (BSE, BSF, BLS, BSU, BJB, BSX, BMM, CHWA) Reversing light switch -F4- Auxiliary heater operation relay -J485- (only models with auxiliary coolant heater) |

| No | Amp | Function/component |
|-----------|------------|---|
| | | Activated charcoal filter system solenoid valve 1-N80- (BSX) 16-pin connector -T16- (self-diagnosis connection) |
| 15 | 5 | Airbag control unit -J234- Front passenger side airbag deactivated warning lamp -K145- |
| 16 | 5 | Heater/heat output switch -E16- (only models without air conditioning system) High pressure sender -G65- (only models with air conditioning system) Oil level and oil temperature sender -G266- (only for models with flexible service interval display) Climatronic control unit -J255- (only models with Climatronic) Control unit in dash panel insert -J285- Low heat output relay -J359- (only models with PTC (Positive Temperature Coefficient) heater) High heat output relay -J360- (only models with PTC (Positive Temperature Coefficient) heater) Automatic anti-dazzle interior mirror -Y7- Air quality sensor -G238- (only models with Climatronic) |
| 17 | 7.5 | Left tail light and rear fog light bulb -M41- (models without central locking) Rear fog light cut-out contact switch -F216- (only models with trailer operation and without central locking) |
| 18 | 5 | Taxi alarm remote control, control unit -J601- (only taxi) 10-pin connector -T10c- (for models with electric interface only) |
| 19 | 5 | 10-pin connector -T10c- (for models with electric interface only) |
| 19 | 10 | taxi meter -G41- (only taxi) Mirror taxi meter -G511- (only taxi) Two-way radio -R8- (only taxi) |
| 20 | 7.5 | Onboard supply control unit -J519- (Interior light) |
| 21 | 10 | Selector lever -E313- (only models with direct shift gearbox) Selector lever sensors control unit -J587- (only models with direct shift gearbox) |

| № | Amp | Function/component |
|----|-----|--|
| | | Tiptronic switch -F189- (only models with direct shift gearbox) Automatic gearbox control unit -J217- 16-pin connector -T16- (self-diagnosis connection) Climatronic control unit -J255- (only models with Climatronic) Heater/heat output switch -E16- Air conditioning system control unit -J301- Remote control receiver for auxiliary coolant heater -R149- (only models with remote control receiver for auxiliary coolant heater) Light switch -E1- Rain and light detector sensor -G397- (models with rain and light detector sensor only) Control unit in dash panel insert -J285- Steering column electronics control unit -J527- Data bus diagnostic interface -J533- |
| 22 | 10 | Driver door control unit -3386- Front passenger door control unit -J387- |
| 23 | 5 | Interior light switch (taxi) -E115- (only taxi) Taxi sign switch -E138- (only taxi) Hands-free system button -E487- (only taxi) |
| 23 | 10 | 3-pin connector -T3r- (applies to special vehicles only) 10-pin connector -T10c- (for models with electric interface only) |
| 24 | 5 | Interior monitoring sensor -G273- Vehicle inclination sender -G384- Alarm horn -H12- |
| 25 | - | Not used |
| 26 | 10 | 2-pin connector -T2ab- (applies to special vehicles only) |
| 27 | 15 | Cut-out relay for air conditioning system magnetic coupling -J246- (only for models with hydraulic steering) |
| 28 | 5 | Light switch -E1- (models with central locking) |

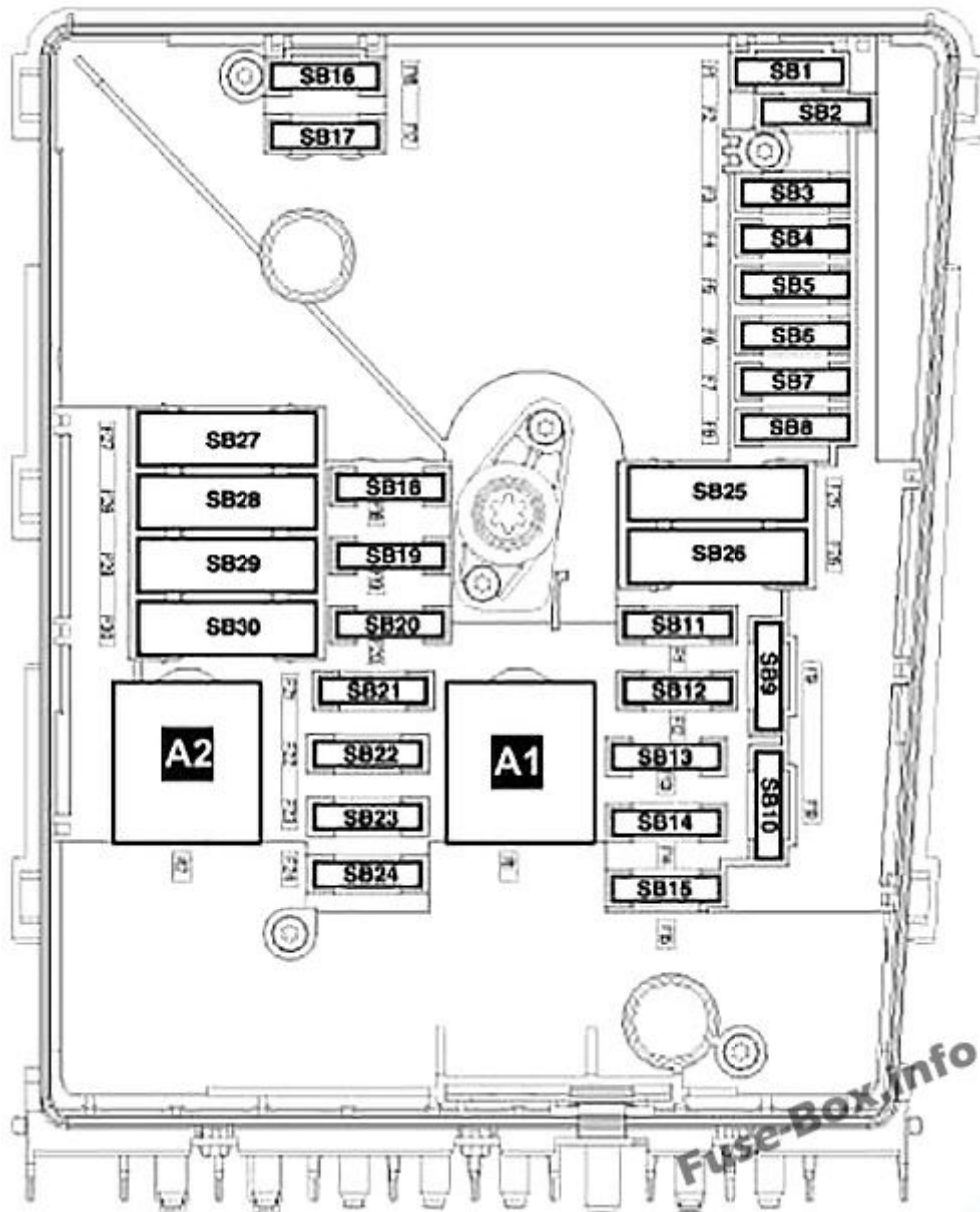
| No | Amp | Function/component |
|-----------|------------|--|
| 28 | 20 | Rear fog light switch -E18- (only models without central locking) |
| 29 | 15 | Rear window wiper motor -V12- (models with rear window wiper only) |
| 30 | 25 | Light switch -E1- (only models without central locking) |
| 31 | 5 | Heater/heat output switch -E16- (only models without air conditioning system) Air conditioning system control unit -J301- (only models with air conditioning system) Climatronic control unit -J255- (only models with air conditioning system) Left washer jet heater element -Z20- Right washer jet heater element -Z21- |
| 32 | 15 | Windscreen and rear window washer pump -V59- |
| 33 | 40 | Heater/heat output switch -E16- Air conditioning system control unit -J301- Auxiliary heater operation relay -J485- (only models with auxiliary coolant heater) |
| 34 | - | Not used |
| 35 | 10 | Fluorescent light in rear of high roof -W41- (applies to special vehicles only) Fluorescent light in centre of high roof -W42- (applies to special vehicles only) |
| 36 | - | Not used |
| 37 | 15 | Right dipped beam bulb -M31- (models without central locking) |
| 38 | 15 | Left dipped beam bulb -M29- (models without central locking only) |
| 39 | 20 | 10-pin connector -T10ai- (applies to special vehicles only) |
| 40 | 20 | Trailer detector control unit -J345- |
| 41 | 20 | Trailer detector control unit -J345- |
| 42 | 20 | Trailer detector control unit -J345- |

| No | Amp | Function/component |
|-----------|------------|---|
| 43 | 15 | Electric fuel pump 2 relay -J49- (BSE, BSF, BUD, BSX) Fuel pump relay -J17- (BDJ, BST, BLS, BSU, BJB, BSE, BSF, BUD, BSX, BMM) |
| 44 | 40 | Fresh air blower control unit -J126- |
| 45 | 20 | Headlight washer system relay -J39- (only models with headlight washer system) Headlight washer system pump -V11- (only models with headlight washer system) |
| 46 | 15 | freble tone horn -H2- Bass tone horn -H7- Horn relay -J413- |
| 47 | 25 | Cigarette lighter -U1- |
| 48 | 30 | Heated front seats control unit -J774- |
| 49 | 30 | Driver door control unit -J386- (only for model with electric window regulator) Front passenger door control unit -J387- (only for model with electric window regulator) |
| 50 | 25 | Convenience system central control unit -J393- |
| 51 | 30 | 10-pin connector -T10ai- (applies to special vehicles only) |
| 52 | 25 | Fresh air blower relay -J13- (only models with auxiliary heater) Onboard supply control unit -J519- Heated rear window -Z1- |
| 53 | 15 | 12 V socket -U5- (near handbrake lever) |
| 53 | 30 | 12 V socket -U5- (near handbrake lever) 12 V socket 2 -U18- (left luggage compartment) |
| 54 | - | Not used |
| 55 | - | Not used |

| No | Amp | Function/component |
|-----------|------------|--|
| 56 | - | Not used |
| 57 | 5 | 2-way radio switch -E72- (applies to special vehicles only) Engine continues to run without key button -E489- (applies to special vehicles only) Accident data memory -J754- (applies to special vehicles only) 10-pin connector -T10c- (for models with electric interface only) |
| 58 | 10 | 4-pin connector -T4g- (applies to special vehicles only) |
| 59 | - | Not used |
| 60 | - | Not used |

Advertisements

Engine compartment



Assignment of the fuses in the engine compartment (2008, 2009, 2010)

| No | Amp | Function/component |
|----|-----|--|
| 1 | - | Not used |
| 2 | - | Not used |
| 3 | 5 | Onboard supply control unit -J519- |
| 4 | 30 | ABS Control Module -J104- |
| 5 | 15 | Mechatronics unit for dual clutch gearbox -J743- |
| 6 | - | Not used |
| 7 | 40 | Terminal 15 voltage supply relay 2 -J681- |

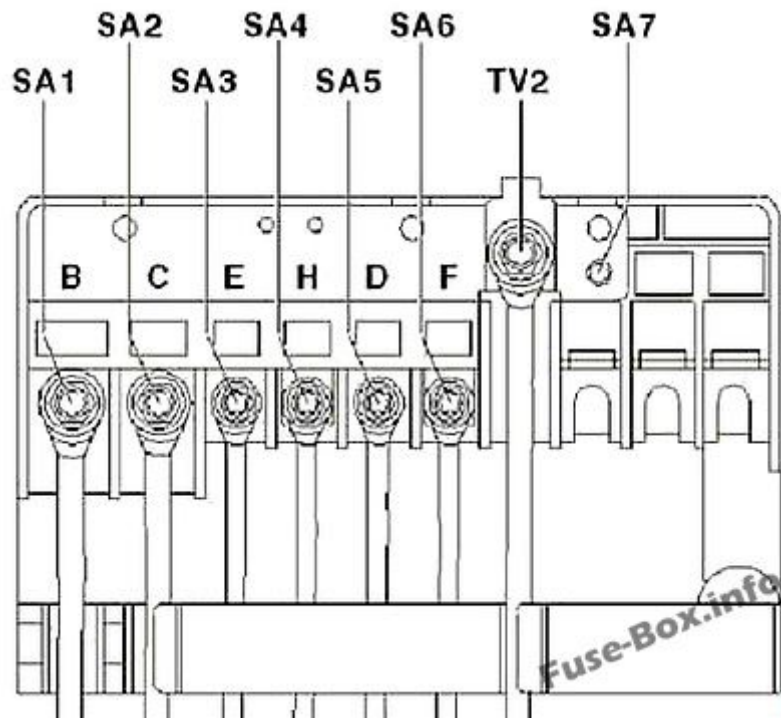
| No | Amp | Function/component |
|-----------|------------|--|
| 8 | 3 | Control module with display for radio and navigation system -J503- Radio -R- |
| 9 | 5 | Mobile telephone operating electronics control module -J412-Not used (from May 2009) |
| 10 | 10 | Motronic current supply relay -J271- (BUD, BSX) Term. 30 voltage supply relay -J317- (BDJ, BST, BLS, BMM, BSU, BJB) Engine control module -J623- (BSX, BUD) |
| 11 | 20 | Auxiliary heater control unit -J364- |
| 12 | 5 | Data bus diagnostic interface -J533- Not used (from May 2009) |
| 13 | 15 | Engine control module -J623- (BSX, BUD) Simos control module -J361- (BSE, BSF) |
| 13 | 30 | Diesel direct injection system control module -J248- (BDJ, BJB, BLS, BMM, BST, BSU) |
| 14 | 20 | Ignition coil 1 with output stage -N70- (BSX, BUD) Ignition coil 2 with output stage -N127- (BSX, BUD) Ignition coil 3 with output stage -N291- (BSX, BUD) Ignition coil 4 with output stage -N292- (BSX, BUD) Ignition transformer -N152- (BSE, BSF, BSX) |
| 15 | 5 | Fuel pump relay -J17- (BDJ, BJB, BLS, BMM, BST, BSU) Glow plug relay -J52- (BDJ, BST) Automatic glow period control module -J179- (BJB, BLS, BMM, BSU) |
| 15 | 10 | Fuel pump switch-off relay -J333- (BSX) Cylinder 1 injector -N30- (BUD) Cylinder 2 injector -N31- (BUD) Cylinder 3 injector -N32- (BUD) Cylinder 4 injector -N33- (BUD) Gas injector 1 -N366- (BSX) Gas injector 2 -N367- (BSX) |

| No | Amp | Function/component |
|-----------|------------|--|
| | | Gas injector 3 -N368- (BSX) Gas injector 4 -N369- (BSX) |
| 16 | 30 | Onboard supply control unit -J519-, right headlight |
| 17 | - | Not used |
| 18 | 30 | Special vehicle control unit -J608- |
| 19 | 30 | Windscreen wiper motor -V- |
| 20 | 40 | Glow plug 3 -Q12- (BDJ, BST) Glow plug 4 -Q13- (BDJ, BST) |
| 20 | 10 | Tank shut-off valve 1-N361- (BSX) (from May 2009) Tank shut-off valve 2 -N362- (BSX) (from May 2009) Tank shut-off valve 3 -N363- (BSX) (from May 2009) Tank shut-off valve 4 -N429- (BSX) (from May 2009) Tank shut-off valve 5 -N430- (BSX) (from May 2009) |
| 21 | 10 | Lambda probe heater -Z19- (BLS, BMM) |
| 21 | 15 | Lambda probe heater -Z19- (BSE, BSF, BSX, BUD) Lambda probe 1 heater after catalytic converter -Z29- (BSE, BSF, BSX, BUD) |
| 22 | 5 | Clutch position sender -G476- |
| 23 | 5 | Secondary air pump relay -J299- (BSE) Exhaust gas recirculation valve -N18- (BDJ, BST) |
| 23 | 10 | Exhaust gas recirculation valve -N18- (BJB, BSU) Charge pressure control solenoid valve -N75- (BJB, BLS, BMM, BSU) Exhaust gas recirculation cooler changeover valve -N345- (BJB, BLS, BMM, BSU) Tank shut-off valve 1 -N361- (BSX) (up May 2009) Tank shut-off valve 2 -N362- (BSX) (up May 2009) Tank shut-off valve 3 -N363- (BSX) (up May 2009) High-pressure valve for gas operation -N372- (BSX) Tank shut-off valve 4 -N429- (BSX) (up May 2009) |

| No | Amp | Function/component |
|-----------|------------|--|
| 24 | 10 | Cylinder 1 injector -N30- (BSX) Cylinder 2 injector -N31- (BSX) Cylinder 3 injector -N32- (BSX) Cylinder 4 injector -N33- (BSX) Activated charcoal filter solenoid valve 1-N80- (BSE, BSF, BUD) Variable intake manifold changeover valve -N156- (BSE, BSF) Intake manifold flap motor -V157- (BDJ, BST) Radiator fan control unit -J293- Protective resistor -N235- |
| 25 | 40 | ABS Control Module -J104- |
| 26 | 40 | Onboard supply control unit -J519-, left headlight |
| 27 | 40 | Secondary air pump relay -J299- (BSE) Secondary air pump motor -V101- Glow plug 1 -Q10- (BDJ, BST) Glow plug 2 -Q11- (BDJ, BST) |
| 27 | 50 | Automatic glow period control module -J179- (BJB, BLS, BMM, BSU) Glow plug 1 -Q10- Glow plug 2 -Q11- Glow plug 3 -Q12- Glow plug 4 -Q13- |
| 28 | - | Not used |
| 29 | 30 | Fuses on fuse holder C -SC- (special-purpose vehicles) Fuse 18 on fuse holder -SC18- Fuse 19 on fuse holder -SC19- Fuse 35 on fuse holder -SC35- to -SC39- Fuse 57 on fuse holder -SC57- Fuse 58 on fuse holder -SC58- |
| 30 | 50 | Fuses on fuse holder C -SC- (only with trailer coupling) (up May 2009) Fuse 39 on fuse holder -SC39- to -SC41- |

| No | Amp | Function/component |
|----|-----|---|
| | | Fuses on fuse holder C -SC- (only with trailer coupling) (from May 2009) Fuse 40 on fuse holder -SC40- to -SC42- |

Pre-fuse box



Pre-fuse box (2008, 2009, 2010)

| No | Amp | Function/component |
|----|-----|--|
| 1 | 150 | Alternator -C- 90A/ 110A |
| 1 | 200 | Alternator -C- 140A |
| 2 | 80 | Power steering control module -J500- Electromechanical power steering motor -V187- |
| 3 | 50 | Radiator fan control unit -J293- Radiator fan -V7- Right fan for coolant -V35- Radiator fan thermal switch -F18- Radiator fan -V7- |

| No | Amp | Function/component |
|----|----------|---|
| 4 | 50 80 | Onboard supply control unit -J519- X-contact relief relay -J59- Fuse 7 on fuse holder -SC7- Fuse 8 on fuse holder -SC8- Fuse 28 on fuse holder -SC28- to -SC33- |
| 5 | 100 | Fuses on fuse holder C -SC- Fuse 20 on fuse holder -SC20- to -SC24- Fuse 42 on fuse holder -SC42- to -SC52- |
| 6 | 40 | Low heat output relay -J359- Auxiliary air heater element -Z35- |
| 7 | 80 | High heat output relay -J360- Auxiliary air heater element -Z35- |

Learn more:



- [How to check the fuses?](#)
- [How to replace a blown fuse?](#)
- [Why do car fuses blow?](#)
- [Types of automotive fuses](#)

[Acura](#)

[Alfa Romeo](#)

[Audi](#)

BMW

Buick

Cadillac

Chevrolet

Chrysler

Citroën

Dodge

Fiat

Ford

GMC

Honda

Hummer

Hyundai

Infiniti

Isuzu

Jeep

KIA

Land Rover

Lexus

Lincoln

Mazda

Mercedes-Benz

Mercury

Mitsubishi

Nissan

Oldsmobile

Opel / Vauxhall

Peugeot

Pontiac

[Porsche](#)

[Renault](#)

[Saab](#)

[Saturn](#)

[Scion](#)

[SEAT](#)

[Skoda](#)

[Smart](#)

[Subaru](#)

[Suzuki](#)

[Tesla](#)

[Toyota](#)

[Volkswagen](#)

[Volvo](#)

[Mahindra](#)

[About](#) [Contact](#) [Use of Cookies](#)

Fuse Box Diagrams © 2023

All marks are the property of their respective holders.

Disclaimer: all materials are provided for information only. For qualified repairs, contact an authorized service center.